

## Technical Appendix 12.1

### Turbine Delivery Analysis







# CARNBUCK WIND FARM

## FIGURE APPENDIX 12.1

### DELIVERY ANALYSIS

THE LAND & PROPERTY SERVICES INTELLECTUAL PROPERTY IS CROWN COPYRIGHT AND IS REPRODUCED WITH THE PERMISSION OF LAND & PROPERTY SERVICES UNDER DELEGATED AUTHORITY FROM THE CONTROLLER OF HER MAJESTY'S STATIONERY OFFICE, © CROWN COPYRIGHT AND DATABASE RIGHT 2021 LICENCE NO. 242.

KEY:

-  DELIVERY ROUTE
-  SITE BOUNDARY



SITE LOCATION - NOT TO SCALE

OVERVIEW  
SHEET 1 OF 22

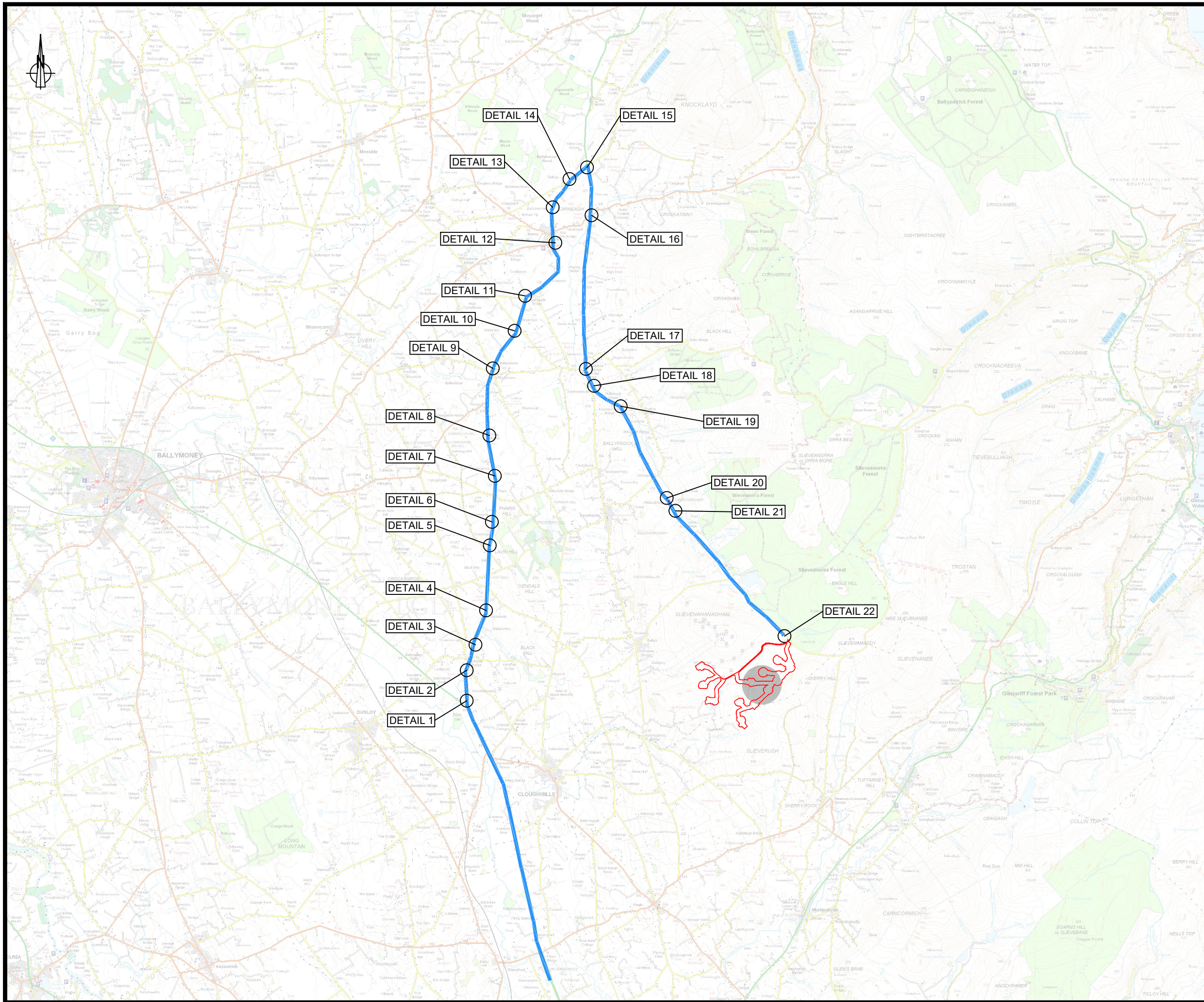
LAYOUT DWG	N/A	T-LAYOUT NO.	N/A
------------	-----	--------------	-----

DRAWING NUMBER	03090-RES-ACC-DR-LO-001	REV	1
----------------	-------------------------	-----	---

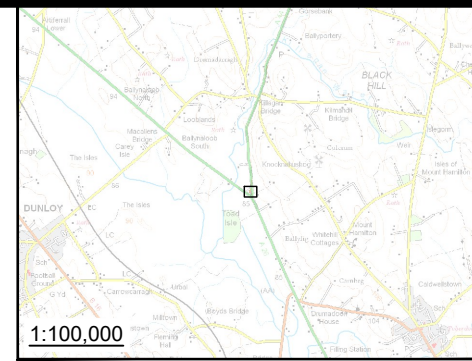
SCALE - 1:100,000 @ A3

ENVIRONMENTAL STATEMENT  
2022

THIS DRAWING IS THE PROPERTY OF RENEWABLE ENERGY SYSTEMS LTD. AND NO REPRODUCTION MAY BE MADE IN WHOLE OR IN PART WITHOUT PERMISSION



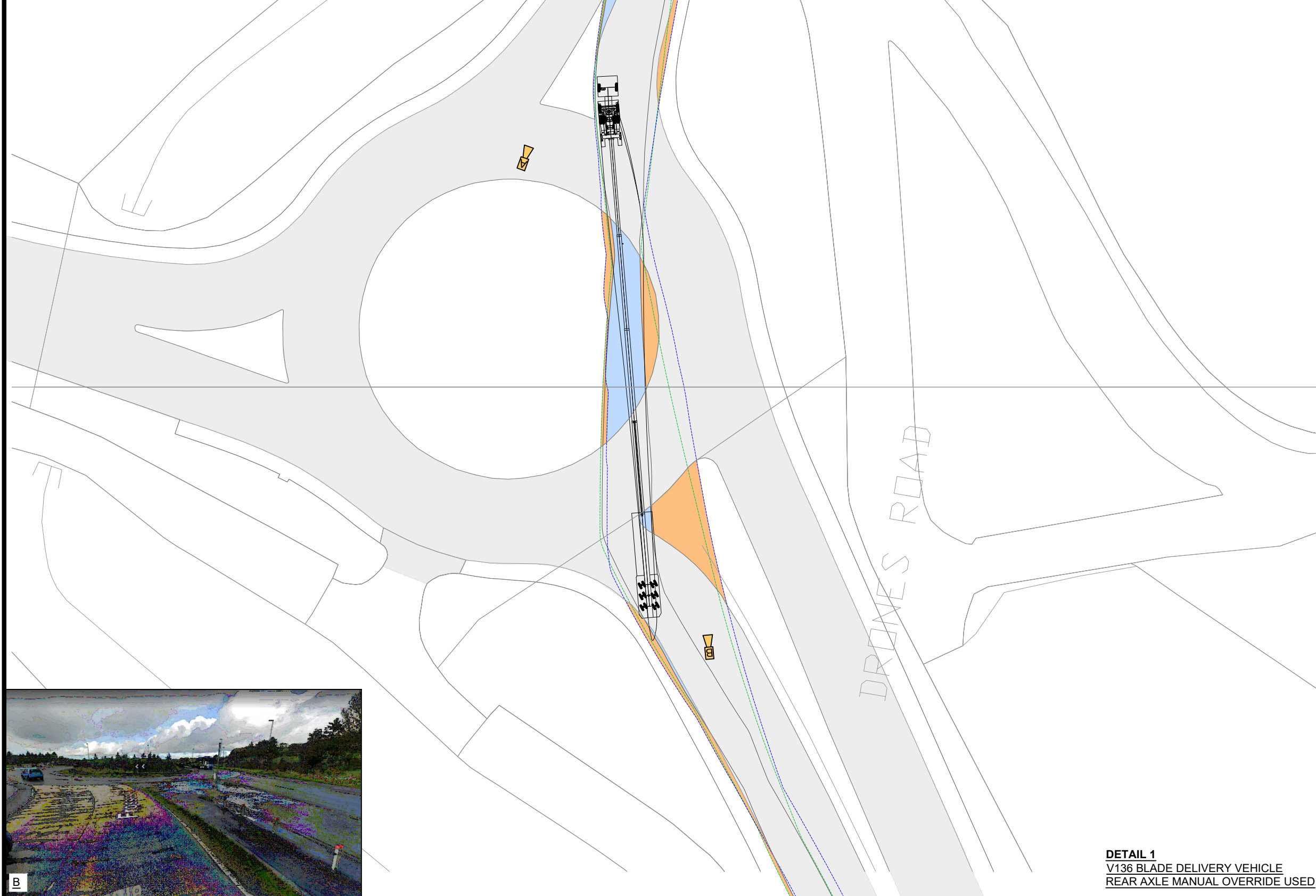




**CARNBUCK  
WIND FARM**

**FIGURE APPENDIX 12.1**

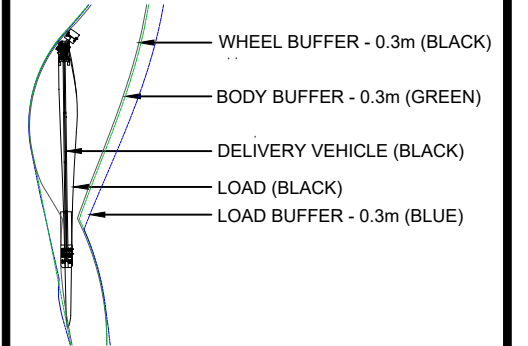
**DELIVERY ANALYSIS**



**KEY:**

- EXISTING ROAD / TRACK SURFACE
- OVERRUN (HIGHWAY)
- OVERSAIL (HIGHWAY)
- OVERRUN (3rd PARTY)
- OVERSAIL (3rd PARTY)

**VEHICLE PATH**



**NOTES**

1. AREAS OF OVERRUN AND OVERSAIL CONSIDER THE COMBINED AREA FOR ALL ASSESSED VEHICLES.
2. VEHICLE DIMENSIONS BASED ON TYPICAL DELIVERY VEHICLES AND SHOULD BE CONFIRMED PRIOR TO DELIVERY.
2. VEHICLE MODELS HAVE A 0.3m FACTOR OF SAFETY.
3. LAND TAKE IS APPROXIMATE AND INCLUDES OVERRUN, OVERSAIL AND TEMPORARY WORKS.
4. ALL RELEVANT AUTHORITIES TO BE CONSULTED ON RELOCATION / REMOVAL OF STREET FURNITURE.
5. VEGETATION WILL BE TRIMMED BACK WHERE REQUIRED WITHIN HIGHWAY CORRIDOR

DETAIL 1  
SHEET 2 OF 16

LAYOUT DWG	N/A	T-LAYOUT NO.	N/A
------------	-----	--------------	-----

DRAWING NUMBER	03090-RES-ACC-DR-LO-001	REV	1
----------------	-------------------------	-----	---

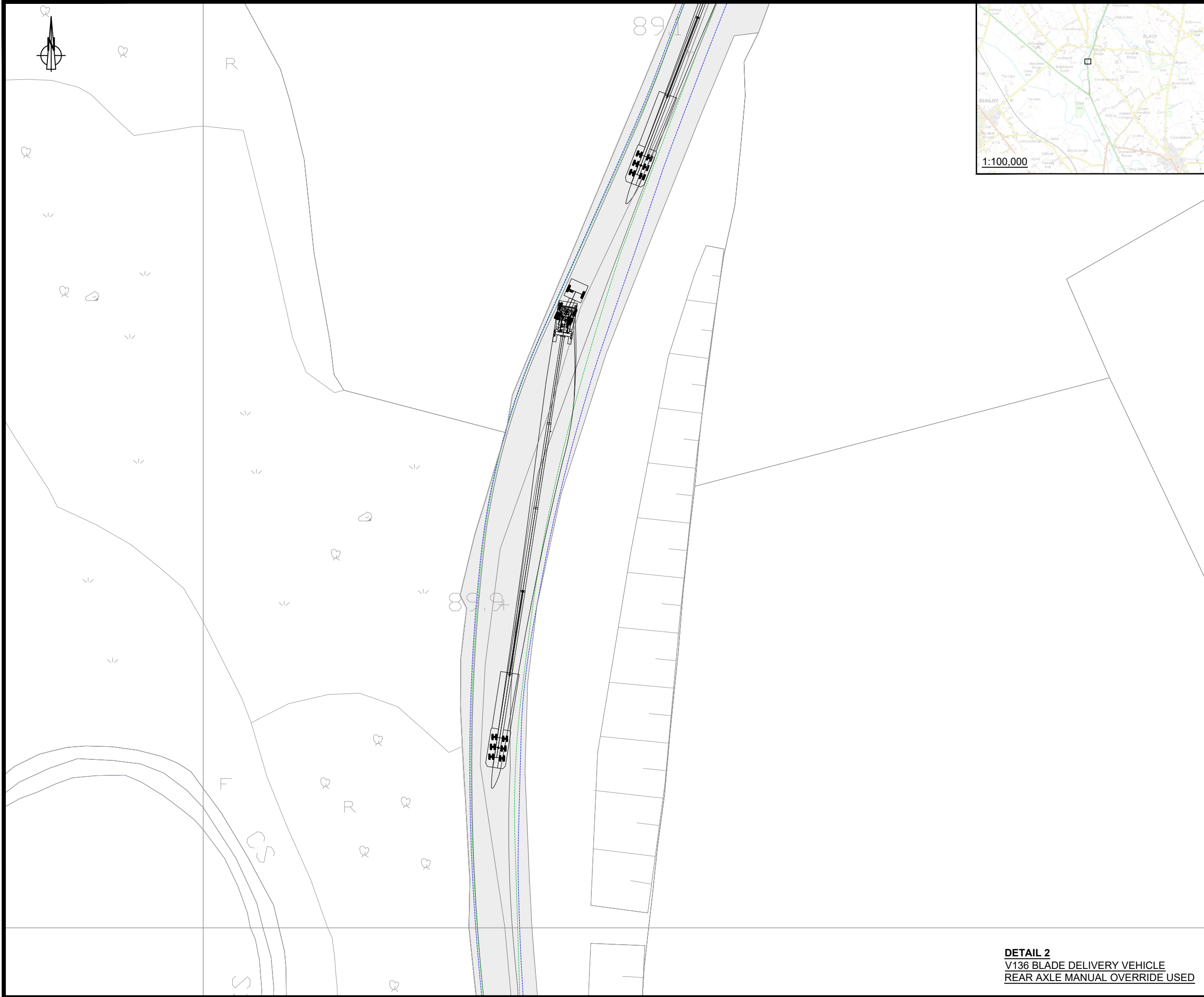
SCALE - 1:500 @ A3

**ENVIRONMENTAL STATEMENT  
2022**

**DETAIL 1**  
V136 BLADE DELIVERY VEHICLE  
REAR AXLE MANUAL OVERRIDE USED

THIS DRAWING IS THE PROPERTY OF RENEWABLE ENERGY SYSTEMS LTD. AND NO REPRODUCTION MAY BE MADE IN WHOLE OR IN PART WITHOUT PERMISSION





**CARNBUCK  
WIND FARM**

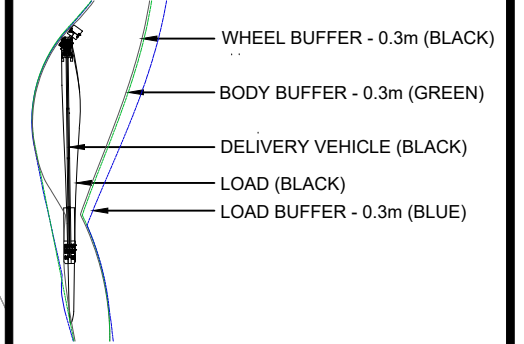
**FIGURE APPENDIX 12.1**

**DELIVERY ANALYSIS**

**KEY:**

- EXISTING ROAD / TRACK SURFACE
- OVERRUN (HIGHWAY)
- OVERSAIL (HIGHWAY)
- OVERRUN (3rd PARTY)
- OVERSAIL (3rd PARTY)

**VEHICLE PATH**



**NOTES**

1. AREAS OF OVERRUN AND OVERSAIL CONSIDER THE COMBINED AREA FOR ALL ASSESSED VEHICLES.
2. VEHICLE DIMENSIONS BASED ON TYPICAL DELIVERY VEHICLES AND SHOULD BE CONFIRMED PRIOR TO DELIVERY.
2. VEHICLE MODELS HAVE A 0.3m FACTOR OF SAFETY.
3. LAND TAKE IS APPROXIMATE AND INCLUDES OVERRUN, OVERSAIL AND TEMPORARY WORKS.
4. ALL RELEVANT AUTHORITIES TO BE CONSULTED ON RELOCATION / REMOVAL OF STREET FURNITURE.
5. VEGETATION WILL BE TRIMMED BACK WHERE REQUIRED WITHIN HIGHWAY CORRIDOR

DETAIL 2  
SHEET 3 OF 16

LAYOUT DWG N/A T-LAYOUT NO. N/A

DRAWING NUMBER **03090-RES-ACC-DR-LO-001** REV **1**

SCALE - 1:500 @ A3

**ENVIRONMENTAL STATEMENT  
2022**

**DETAIL 2**  
**V136 BLADE DELIVERY VEHICLE**  
**REAR AXLE MANUAL OVERRIDE USED**

THIS DRAWING IS THE PROPERTY OF RENEWABLE ENERGY SYSTEMS LTD. AND NO REPRODUCTION MAY BE MADE IN WHOLE OR IN PART WITHOUT PERMISSION



# CARNBUCK WIND FARM

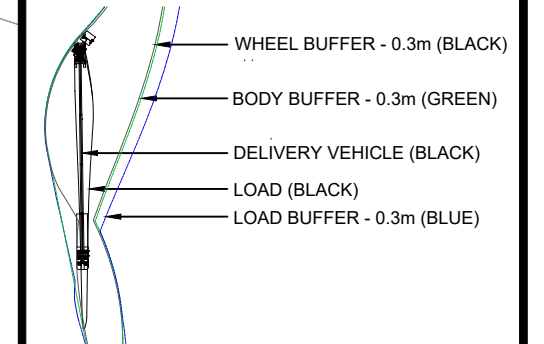
## FIGURE APPENDIX 12.1

### DELIVERY ANALYSIS

#### KEY:

- EXISTING ROAD / TRACK SURFACE
- OVERRUN (HIGHWAY)
- OVERSAIL (HIGHWAY)
- OVERRUN (3rd PARTY)
- OVERSAIL (3rd PARTY)

#### VEHICLE PATH



#### NOTES

1. AREAS OF OVERRUN AND OVERSAIL CONSIDER THE COMBINED AREA FOR ALL ASSESSED VEHICLES.
2. VEHICLE DIMENSIONS BASED ON TYPICAL DELIVERY VEHICLES AND SHOULD BE CONFIRMED PRIOR TO DELIVERY.
2. VEHICLE MODELS HAVE A 0.3m FACTOR OF SAFETY.
3. LAND TAKE IS APPROXIMATE AND INCLUDES OVERRUN, OVERSAIL AND TEMPORARY WORKS.
4. ALL RELEVANT AUTHORITIES TO BE CONSULTED ON RELOCATION / REMOVAL OF STREET FURNITURE.
5. VEGETATION WILL BE TRIMMED BACK WHERE REQUIRED WITHIN HIGHWAY CORRIDOR

DETAIL 3  
SHEET 4 OF 16

LAYOUT DWG N/A T-LAYOUT NO. N/A

DRAWING NUMBER	REV
<b>03090-RES-ACC-DR-LO-001</b>	<b>1</b>

SCALE - 1:500 @ A3

**ENVIRONMENTAL STATEMENT  
2022**

**DETAIL 3**  
V136 BLADE DELIVERY VEHICLE  
REAR AXLE MANUAL OVERRIDE USED

THIS DRAWING IS THE PROPERTY OF RENEWABLE ENERGY SYSTEMS LTD. AND NO REPRODUCTION MAY BE MADE IN WHOLE OR IN PART WITHOUT PERMISSION





# CARNBUCK WIND FARM

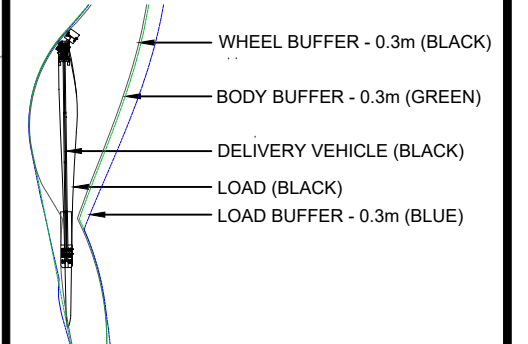
## FIGURE APPENDIX 12.1

### DELIVERY ANALYSIS

#### KEY:

- EXISTING ROAD / TRACK SURFACE
- OVERRUN (HIGHWAY)
- OVERSAIL (HIGHWAY)
- OVERRUN (3rd PARTY)
- OVERSAIL (3rd PARTY)

#### VEHICLE PATH



#### NOTES

1. AREAS OF OVERRUN AND OVERSAIL CONSIDER THE COMBINED AREA FOR ALL ASSESSED VEHICLES.
2. VEHICLE DIMENSIONS BASED ON TYPICAL DELIVERY VEHICLES AND SHOULD BE CONFIRMED PRIOR TO DELIVERY.
2. VEHICLE MODELS HAVE A 0.3m FACTOR OF SAFETY.
3. LAND TAKE IS APPROXIMATE AND INCLUDES OVERRUN, OVERSAIL AND TEMPORARY WORKS.
4. ALL RELEVANT AUTHORITIES TO BE CONSULTED ON RELOCATION / REMOVAL OF STREET FURNITURE.
5. VEGETATION WILL BE TRIMMED BACK WHERE REQUIRED WITHIN HIGHWAY CORRIDOR

DETAIL 4  
SHEET 5 OF 16

LAYOUT DWG N/A T-LAYOUT NO. N/A

DRAWING NUMBER	REV
<b>03090-RES-ACC-DR-LO-001</b>	<b>1</b>

SCALE - 1:500 @ A3

**ENVIRONMENTAL STATEMENT  
2022**

**DETAIL 4**  
V136 BLADE DELIVERY VEHICLE  
REAR AXLE MANUAL OVERRIDE USED

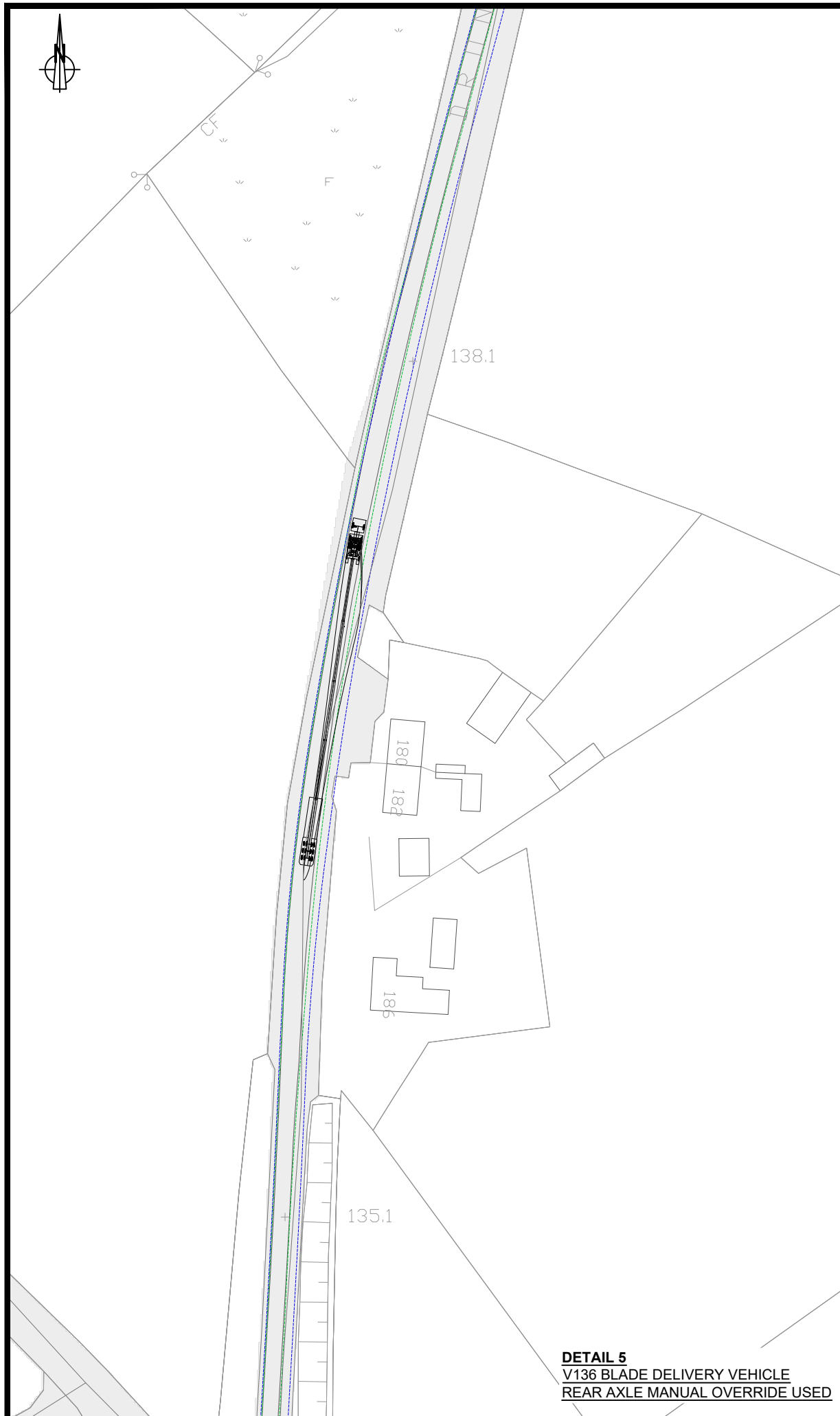
THIS DRAWING IS THE PROPERTY OF RENEWABLE ENERGY SYSTEMS LTD. AND NO REPRODUCTION MAY BE MADE IN WHOLE OR IN PART WITHOUT PERMISSION



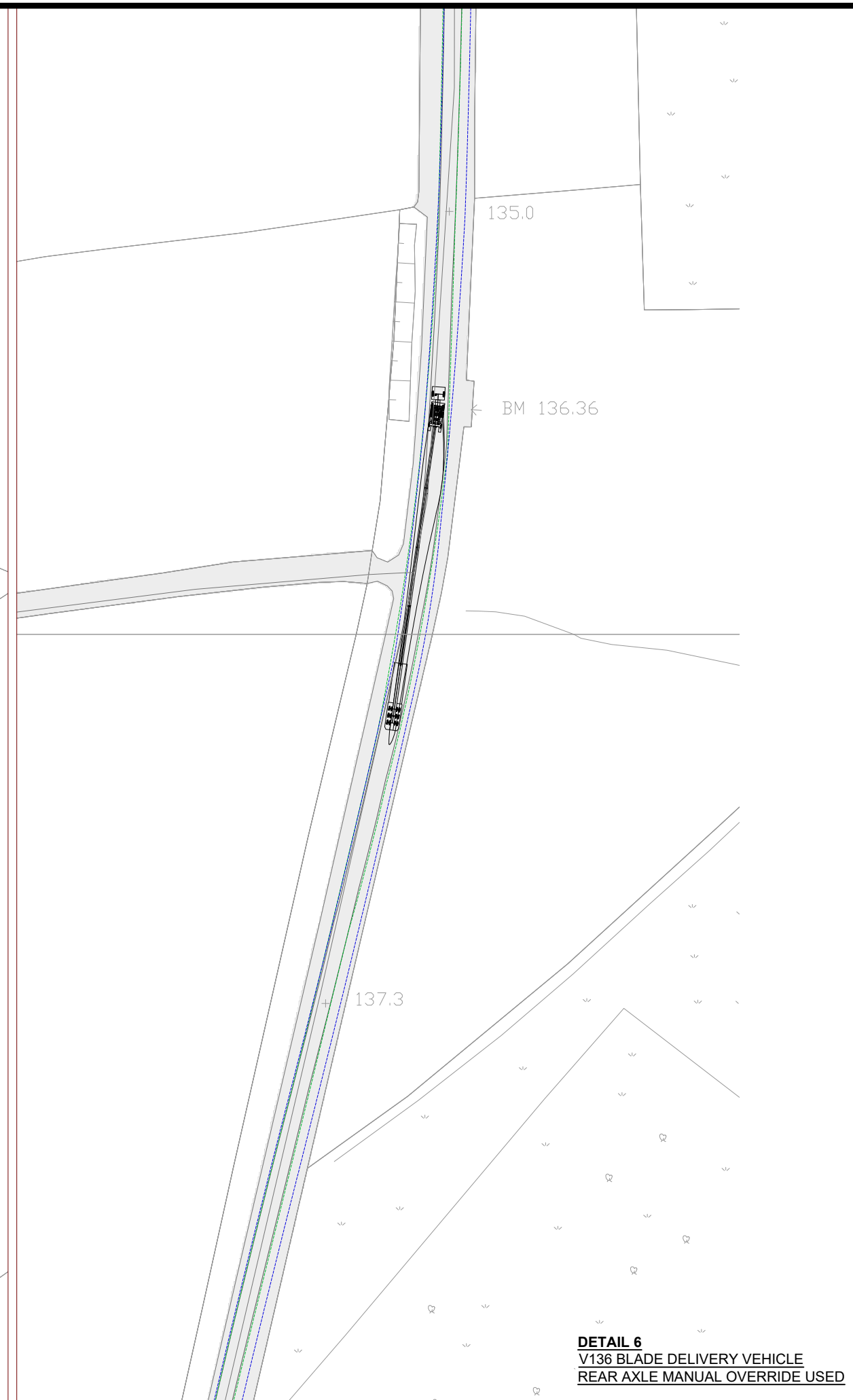
# CARNBUCK WIND FARM

## FIGURE APPENDIX 12.1

### DELIVERY ANALYSIS



**DETAIL 5**  
 V136 BLADE DELIVERY VEHICLE  
 REAR AXLE MANUAL OVERRIDE USED

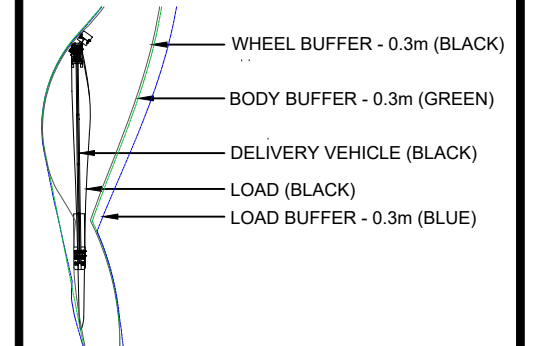


**DETAIL 6**  
 V136 BLADE DELIVERY VEHICLE  
 REAR AXLE MANUAL OVERRIDE USED

#### KEY:

- EXISTING ROAD / TRACK SURFACE
- OVERRUN (HIGHWAY)
- OVERSAIL (HIGHWAY)
- OVERRUN (3rd PARTY)
- OVERSAIL (3rd PARTY)

#### VEHICLE PATH



#### NOTES

1. AREAS OF OVERRUN AND OVERSAIL CONSIDER THE COMBINED AREA FOR ALL ASSESSED VEHICLES.
2. VEHICLE DIMENSIONS BASED ON TYPICAL DELIVERY VEHICLES AND SHOULD BE CONFIRMED PRIOR TO DELIVERY.
2. VEHICLE MODELS HAVE A 0.3m FACTOR OF SAFETY.
3. LAND TAKE IS APPROXIMATE AND INCLUDES OVERRUN, OVERSAIL AND TEMPORARY WORKS.
4. ALL RELEVANT AUTHORITIES TO BE CONSULTED ON RELOCATION / REMOVAL OF STREET FURNITURE.
5. VEGETATION WILL BE TRIMMED BACK WHERE REQUIRED WITHIN HIGHWAY CORRIDOR

DETAIL 5 & 6  
 SHEET 6 OF 16

LAYOUT DWG	N/A	T-LAYOUT NO.	N/A
------------	-----	--------------	-----

DRAWING NUMBER	03090-RES-ACC-DR-LO-001	REV	1
----------------	-------------------------	-----	---

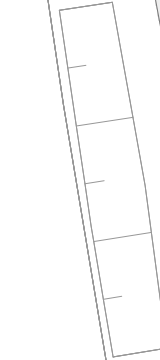
SCALE - 1:1000 @ A3

**ENVIRONMENTAL STATEMENT**  
 2022

THIS DRAWING IS THE PROPERTY OF RENEWABLE ENERGY SYSTEMS LTD. AND NO REPRODUCTION MAY BE MADE IN WHOLE OR IN PART WITHOUT PERMISSION



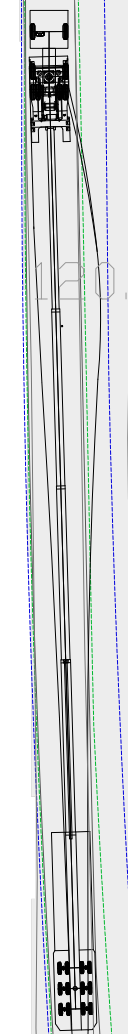
121.1



121.1

**DETAIL 7**  
V136 BLADE DELIVERY VEHICLE  
REAR AXLE MANUAL OVERRIDE USED

B4 120.40

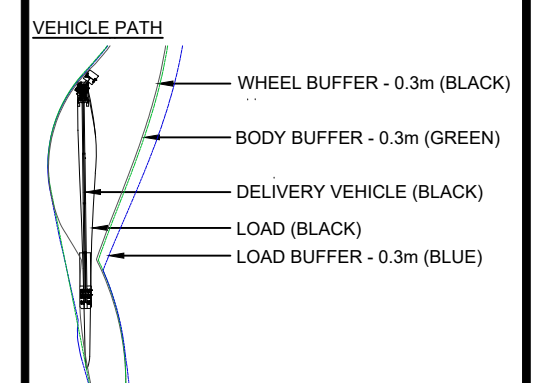


**DETAIL 8**  
V136 BLADE DELIVERY VEHICLE  
REAR AXLE MANUAL OVERRIDE USED



**CARNBUCK  
WIND FARM**  
**FIGURE APPENDIX 12.1**  
**DELIVERY ANALYSIS**

- KEY:**
- EXISTING ROAD / TRACK SURFACE
  - OVERRUN (HIGHWAY)
  - OVERSAIL (HIGHWAY)
  - OVERRUN (3rd PARTY)
  - OVERSAIL (3rd PARTY)



- NOTES**
1. AREAS OF OVERRUN AND OVERSAIL CONSIDER THE COMBINED AREA FOR ALL ASSESSED VEHICLES.
  2. VEHICLE DIMENSIONS BASED ON TYPICAL DELIVERY VEHICLES AND SHOULD BE CONFIRMED PRIOR TO DELIVERY.
  2. VEHICLE MODELS HAVE A 0.3m FACTOR OF SAFETY.
  3. LAND TAKE IS APPROXIMATE AND INCLUDES OVERRUN, OVERSAIL AND TEMPORARY WORKS.
  4. ALL RELEVANT AUTHORITIES TO BE CONSULTED ON RELOCATION / REMOVAL OF STREET FURNITURE.
  5. VEGETATION WILL BE TRIMMED BACK WHERE REQUIRED WITHIN HIGHWAY CORRIDOR

DETAIL 7 & 8  
SHEET 7 OF 16

LAYOUT DWG	N/A	T-LAYOUT NO.	N/A
------------	-----	--------------	-----

DRAWING NUMBER	03090-RES-ACC-DR-LO-001	REV	1
----------------	-------------------------	-----	---

SCALE - 1:500 @ A3

**ENVIRONMENTAL STATEMENT  
2022**

THIS DRAWING IS THE PROPERTY OF RENEWABLE ENERGY SYSTEMS LTD. AND NO REPRODUCTION MAY BE MADE IN WHOLE OR IN PART WITHOUT PERMISSION

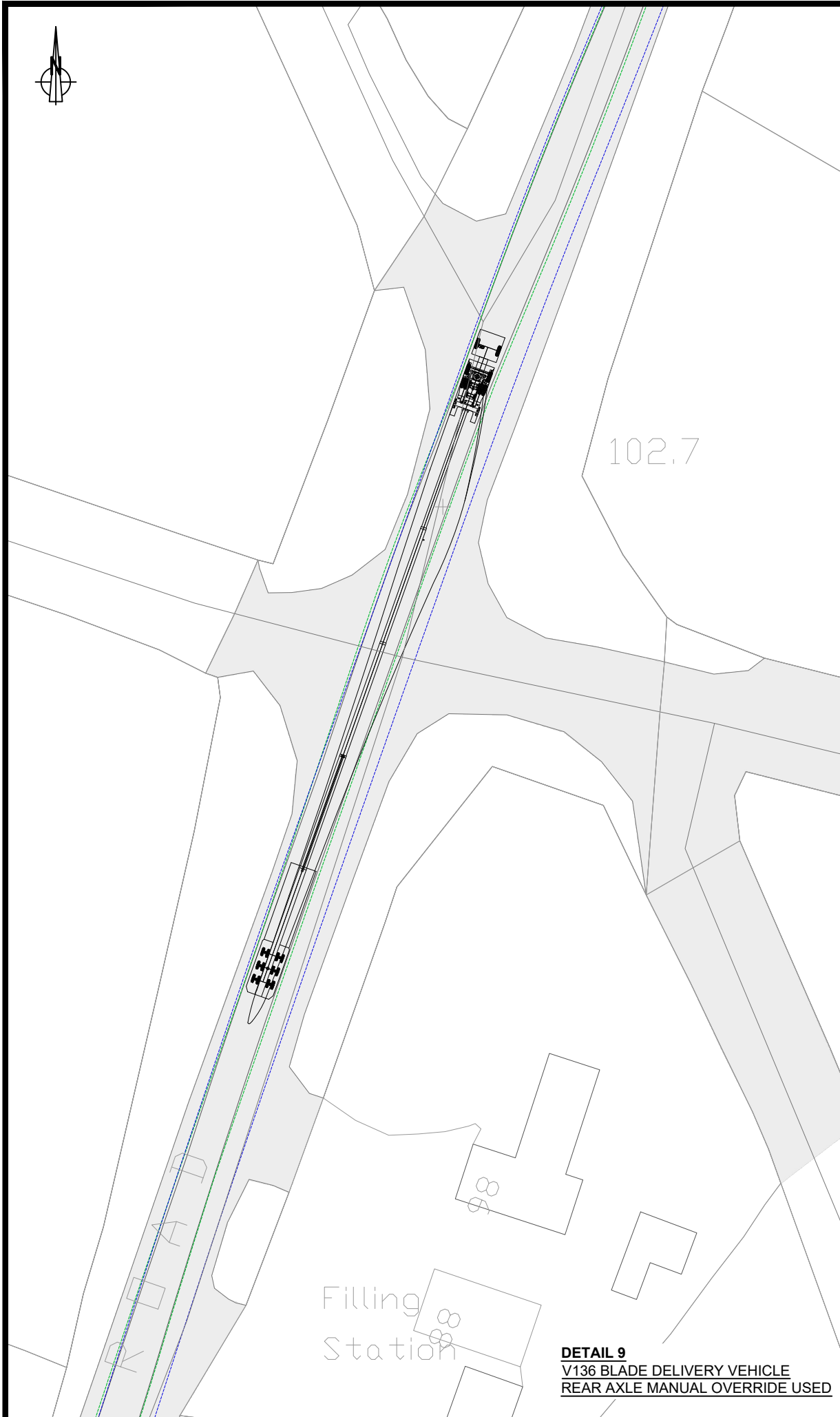




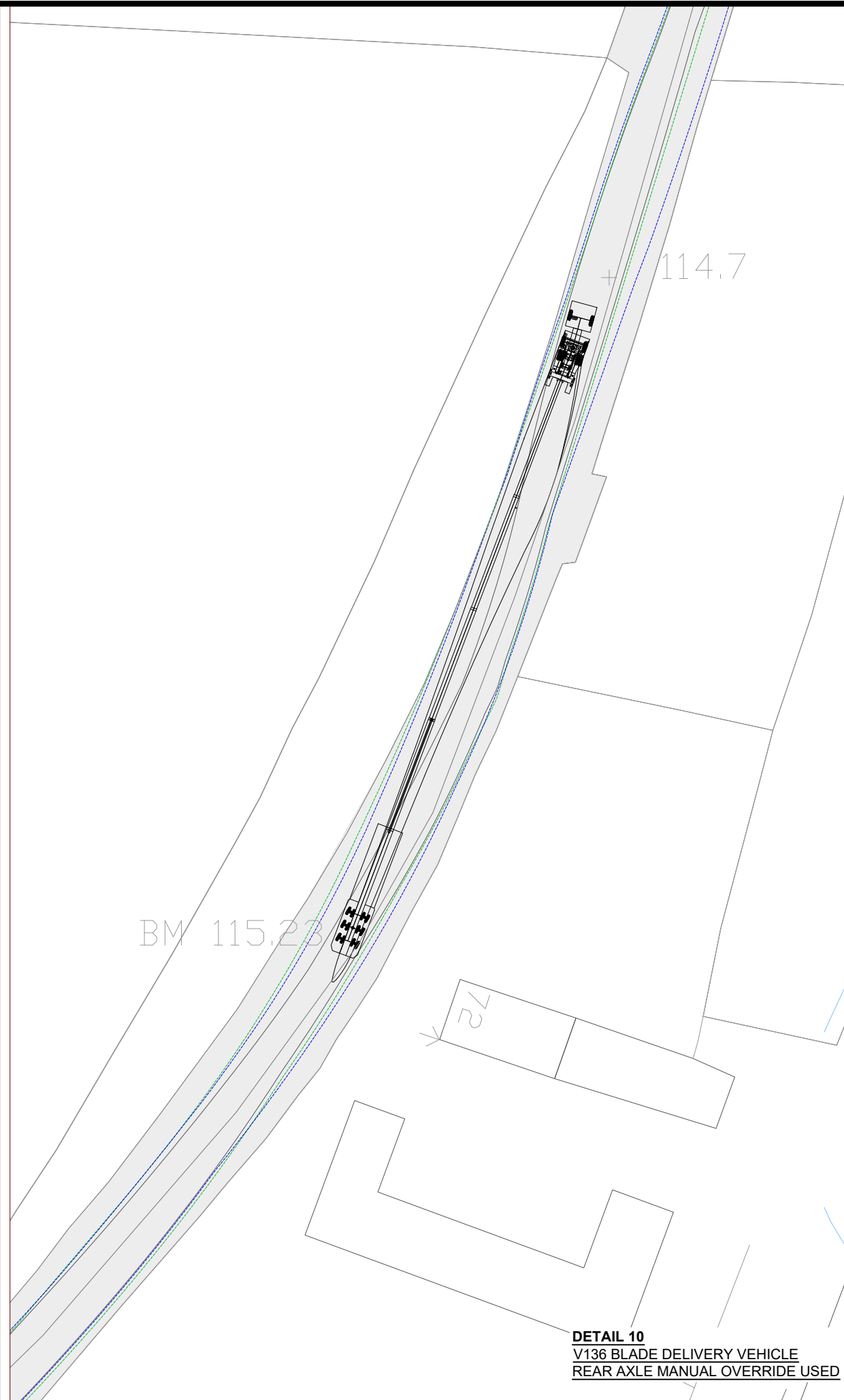
# CARNBUCK WIND FARM

## FIGURE APPENDIX 12.1

### DELIVERY ANALYSIS



**DETAIL 9**  
 V136 BLADE DELIVERY VEHICLE  
 REAR AXLE MANUAL OVERRIDE USED

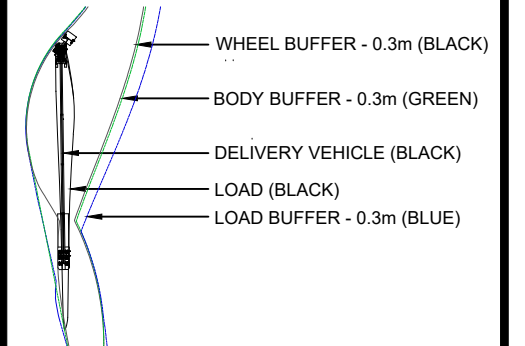


**DETAIL 10**  
 V136 BLADE DELIVERY VEHICLE  
 REAR AXLE MANUAL OVERRIDE USED

#### KEY:

- EXISTING ROAD / TRACK SURFACE
- OVERRUN (HIGHWAY)
- OVERSAIL (HIGHWAY)
- OVERRUN (3rd PARTY)
- OVERSAIL (3rd PARTY)

#### VEHICLE PATH



#### NOTES

1. AREAS OF OVERRUN AND OVERSAIL CONSIDER THE COMBINED AREA FOR ALL ASSESSED VEHICLES.
2. VEHICLE DIMENSIONS BASED ON TYPICAL DELIVERY VEHICLES AND SHOULD BE CONFIRMED PRIOR TO DELIVERY.
2. VEHICLE MODELS HAVE A 0.3m FACTOR OF SAFETY.
3. LAND TAKE IS APPROXIMATE AND INCLUDES OVERRUN, OVERSAIL AND TEMPORARY WORKS.
4. ALL RELEVANT AUTHORITIES TO BE CONSULTED ON RELOCATION / REMOVAL OF STREET FURNITURE.
5. VEGETATION WILL BE TRIMMED BACK WHERE REQUIRED WITHIN HIGHWAY CORRIDOR

DETAIL 9 & 10  
 SHEET 8 OF 16

LAYOUT DWG N/A T-LAYOUT NO. N/A

DRAWING NUMBER **03090-RES-ACC-DR-LO-001** REV **1**

SCALE - 1:500 @ A3

**ENVIRONMENTAL STATEMENT**  
**2022**

THIS DRAWING IS THE PROPERTY OF RENEWABLE ENERGY SYSTEMS LTD. AND NO REPRODUCTION MAY BE MADE IN WHOLE OR IN PART WITHOUT PERMISSION



# CARNBUCK WIND FARM

## FIGURE APPENDIX 12.1

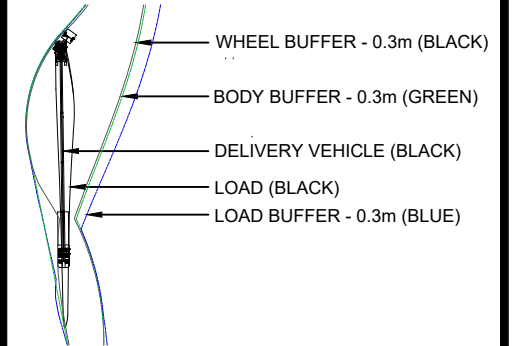
### DELIVERY ANALYSIS



#### KEY:

- EXISTING ROAD / TRACK SURFACE
- OVERRUN (HIGHWAY)
- OVERSAIL (HIGHWAY)
- OVERRUN (3rd PARTY)
- OVERSAIL (3rd PARTY)

#### VEHICLE PATH



#### NOTES

1. AREAS OF OVERRUN AND OVERSAIL CONSIDER THE COMBINED AREA FOR ALL ASSESSED VEHICLES.
2. VEHICLE DIMENSIONS BASED ON TYPICAL DELIVERY VEHICLES AND SHOULD BE CONFIRMED PRIOR TO DELIVERY.
2. VEHICLE MODELS HAVE A 0.3m FACTOR OF SAFETY.
3. LAND TAKE IS APPROXIMATE AND INCLUDES OVERRUN, OVERSAIL AND TEMPORARY WORKS.
4. ALL RELEVANT AUTHORITIES TO BE CONSULTED ON RELOCATION / REMOVAL OF STREET FURNITURE.
5. VEGETATION WILL BE TRIMMED BACK WHERE REQUIRED WITHIN HIGHWAY CORRIDOR

DETAIL 11 & 12  
SHEET 9 OF 16

LAYOUT DWG N/A T-LAYOUT NO. N/A

DRAWING NUMBER	REV
<b>03090-RES-ACC-DR-LO-001</b>	<b>1</b>

SCALE - 1:500 @ A3

**ENVIRONMENTAL STATEMENT  
2022**

THIS DRAWING IS THE PROPERTY OF RENEWABLE ENERGY SYSTEMS LTD. AND NO REPRODUCTION MAY BE MADE IN WHOLE OR IN PART WITHOUT PERMISSION

**DETAIL 11**  
V136 BLADE DELIVERY VEHICLE  
REAR AXLE MANUAL OVERRIDE USED

**DETAIL 12**  
V136 BLADE DELIVERY VEHICLE  
REAR AXLE MANUAL OVERRIDE USED