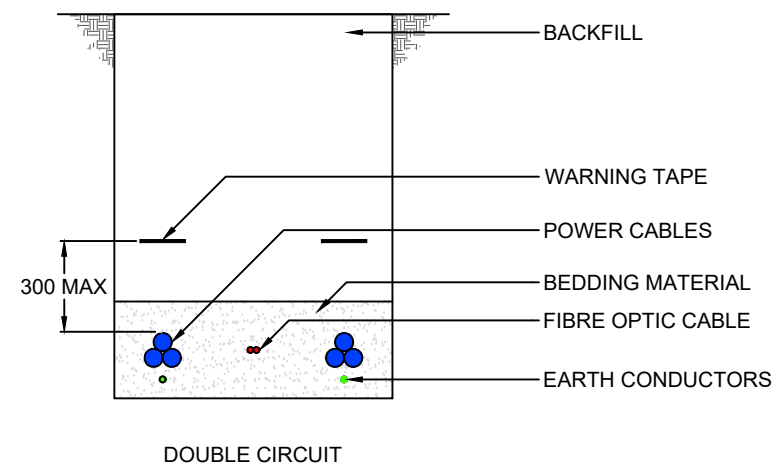
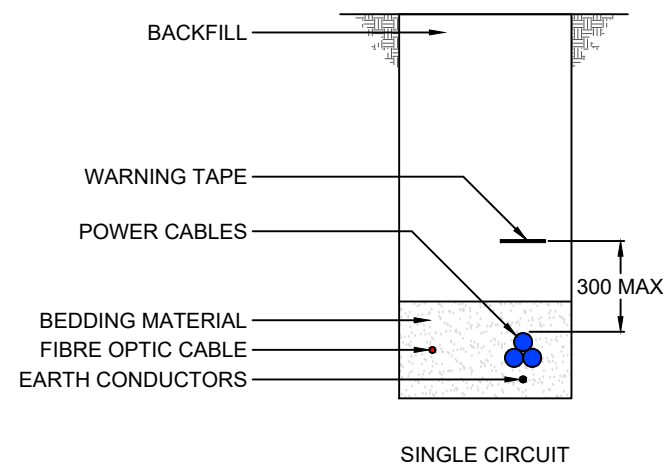


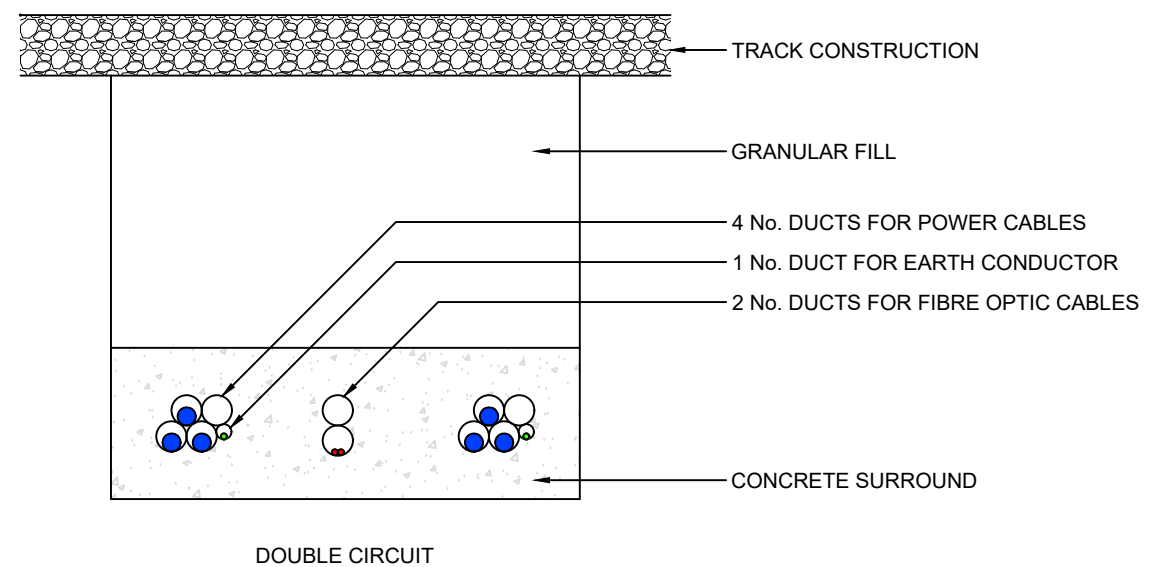
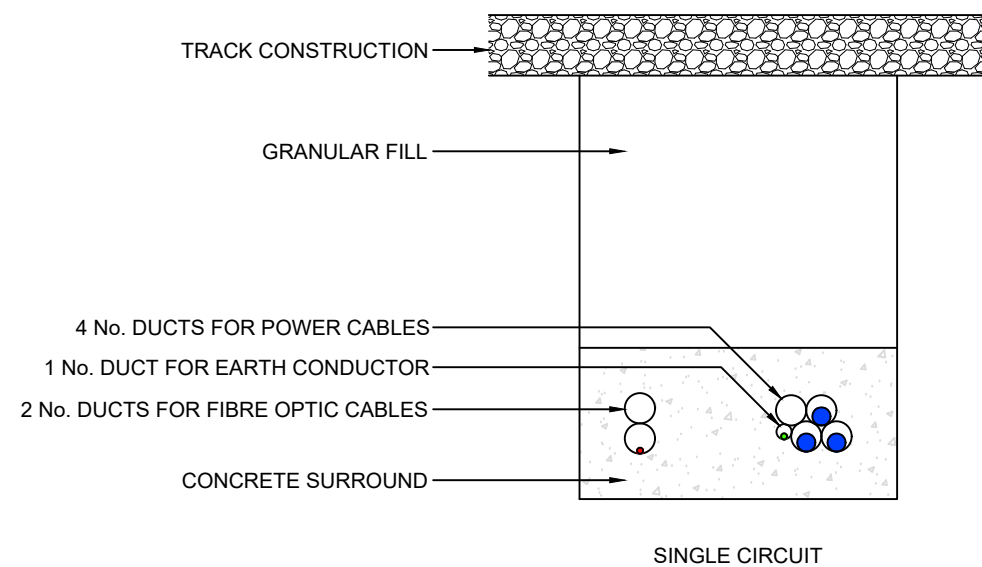
**CRANBUCK
WIND FARM**

FIGURE 1.16

**CROSS SECTION OF
UNDERGROUND CABLE
TRENCH**



TYPICAL CABLE TRENCHES



TYPICAL TRACK CROSSINGS

NOTES:

1. THIS DRAWING IS INDICATIVE ONLY AND IS SUBJECT TO CHANGE AT THE DETAILED DESIGN STAGE.
2. ALL DIMENSIONS IN mm.
3. CABLES MAY BE INSTALLED BY CABLE PLOUGH FOR DISTANCES GREATER THAN 1km.

| | | | |
|------------|-----|--------------|-----|
| LAYOUT DWG | N/A | T-LAYOUT NO. | N/A |
|------------|-----|--------------|-----|

| | | | |
|----------------|-------------------------|-----|---|
| DRAWING NUMBER | 03090-RES-CBL-DR-CE-001 | REV | 1 |
|----------------|-------------------------|-----|---|

SCALE - NOT TO SCALE @ A3

ENVIRONMENTAL STATEMENT
2022

THIS DRAWING IS THE PROPERTY OF RENEWABLE ENERGY SYSTEMS LTD. AND NO REPRODUCTION MAY BE MADE IN WHOLE OR IN PART WITHOUT PERMISSION