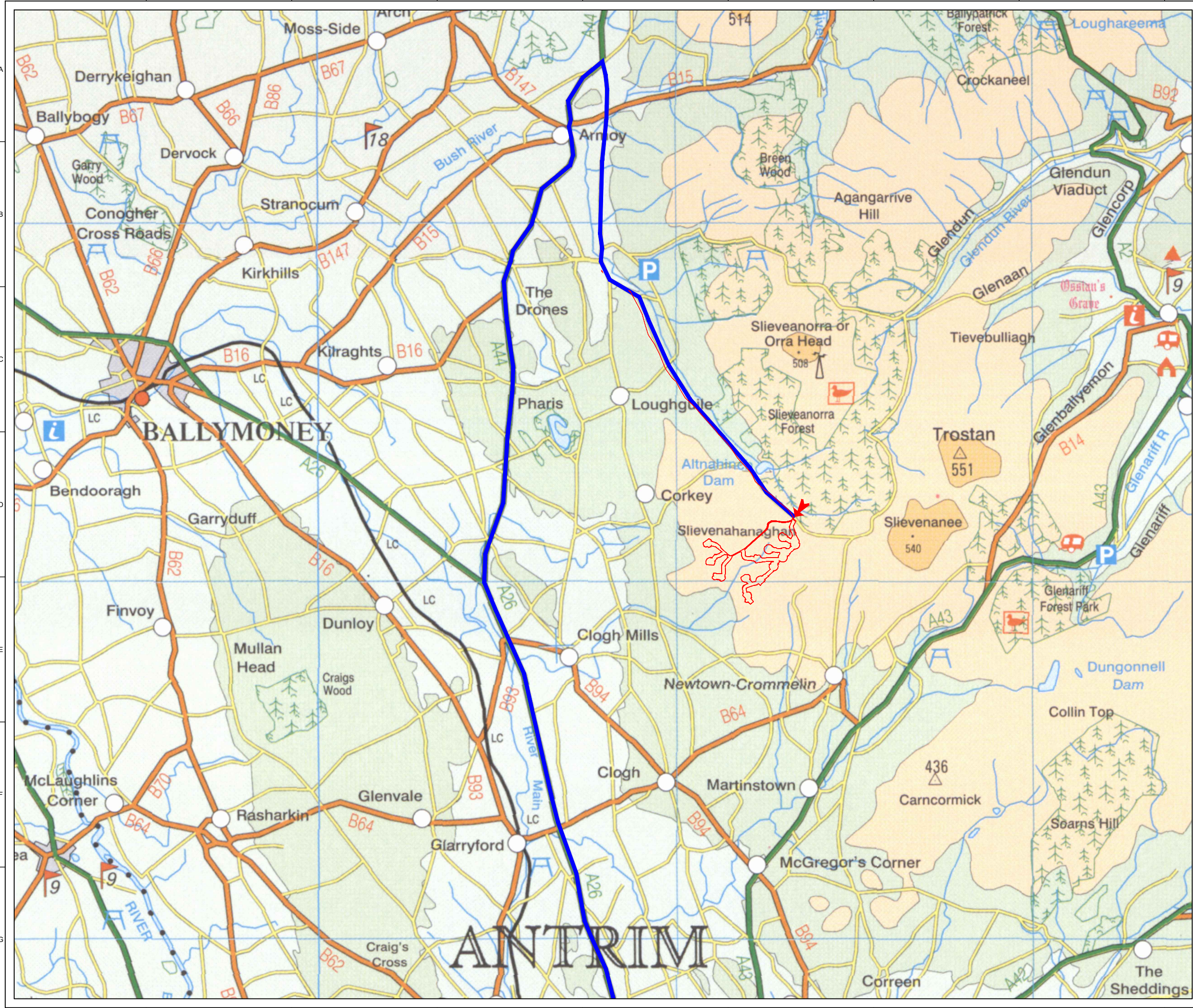


KEY

- TURBINE DELIVERY ROUTE
- PLANNING APPLICATION BOUNDARY
- ↘ PROPOSED SITE ENTRANCE (EXISTING GRUIG WIND FARM SITE ENTRANCE)



3	CT	GM	FS	2022-06-23	BOUNDARY UPDATED
2	CT	GM	FS	2022-06-08	BOUNDARY UPDATED
1	CT	JR	FS	2022-03-30	First Issue
ISSUE	DRAWN	CHKD	APPD	DATE	REVISION NOTES

PURPOSE		PROJECTION	
PRELIMINARY		OSNI	
SCALE	DATUM	N/A	
1:100,000 @A3			
LAYOUT DRAWING	T-LAYOUT NO		
N/A	N/A		

PROJECT TITLE
CARNUCK WIND FARM

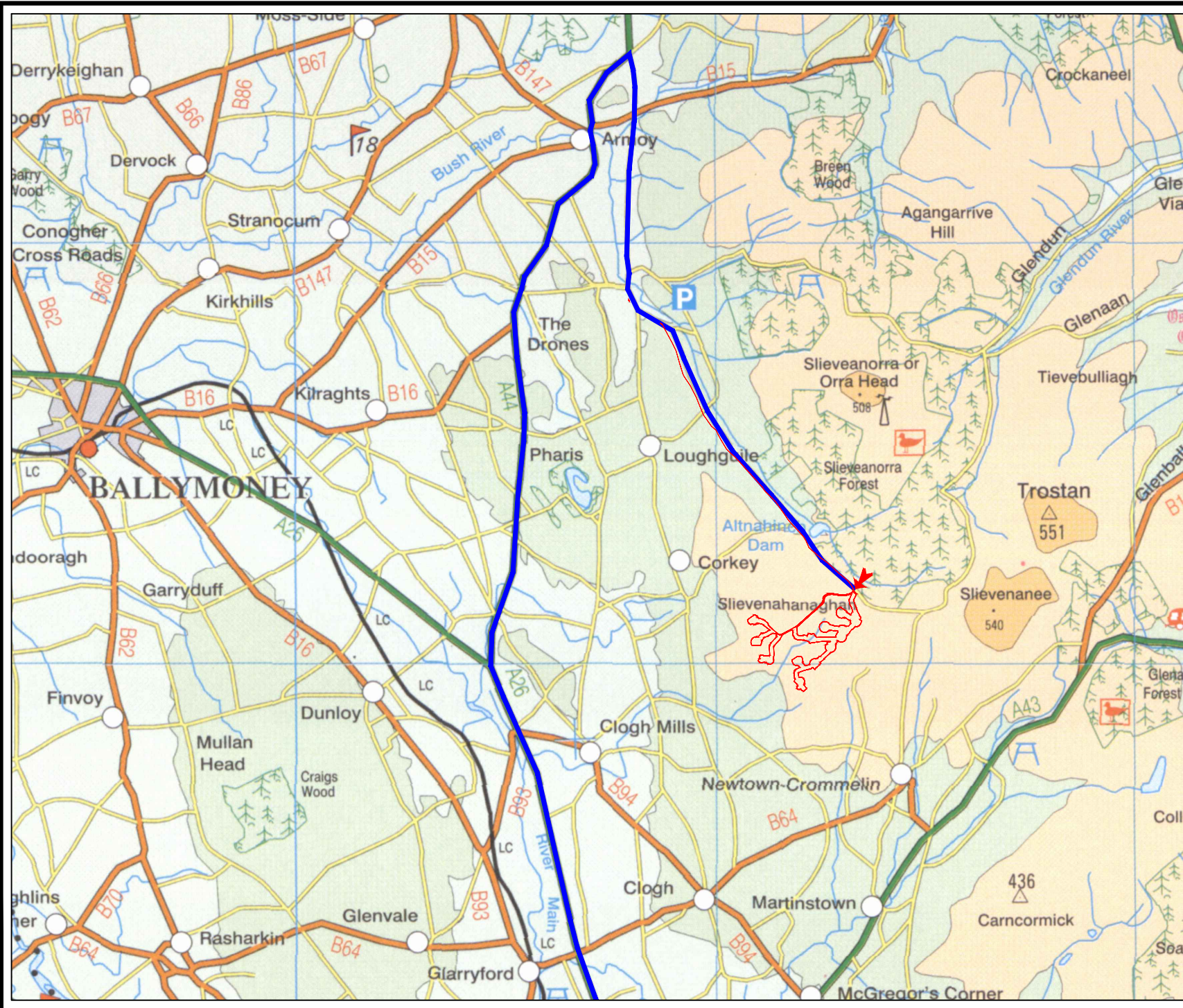
DRAWING TITLE
TURBINE DELIVERY ROUTE OVERVIEW

RES DRAWING NUMBER	REV
03090-RES-ACC-DR-PT-001	3

THIS DRAWING IS THE PROPERTY OF RENEWABLE ENERGY SYSTEMS LIMITED AND NO REPRODUCTION MAY BE MADE IN WHOLE OR IN PART WITHOUT PERMISSION



BEAUFORT COURT,
EGG FARM LANE,
KINGS LANGLEY,
HERTS WD4 8LR, UK
TEL +44 (0) 1923 299200
WWW.RES-GROUP.COM



CARNBUCK WIND FARM

FIGURE 5

TURBINE DELIVERY ROUTE OVERVIEW

THE LAND & PROPERTY SERVICES INTELLECTUAL PROPERTY IS CROWN COPYRIGHT AND IS REPRODUCED WITH THE PERMISSION OF LAND & PROPERTY SERVICES UNDER DELEGATED AUTHORITY FROM THE CONTROLLER OF HER MAJESTY'S STATIONERY OFFICE. © CROWN COPYRIGHT AND DATABASE RIGHT 2022 LICENCE NO. 242

- KEY**
- TURBINE DELIVERY ROUTE
 - PLANNING APPLICATION BOUNDARY
 - ➔ PROPOSED SITE ENTRANCE (EXISTING GRUIG WIND FARM SITE ENTRANCE)



LAYOUT DWG: N/A T-LAYOUT NO.: N/A

DRAWING NUMBER: **03090-RES-ACC-DR-PT-001** REV: **3**

SCALE - 1:125,000 @ A4

NON-TECHNICAL SUMMARY

THIS DRAWING IS THE PROPERTY OF RENEWABLE ENERGY SYSTEMS LTD. AND NO REPRODUCTION MAY BE MADE IN WHOLE OR IN PART WITHOUT PERMISSION






CARBUCK WIND FARM

FIGURE 6

TURBINE DELIVERY ROUTE OVERVIEW

THE LAND & PROPERTY SERVICES INTELLECTUAL PROPERTY IS CROWN COPYRIGHT AND IS REPRODUCED WITH THE PERMISSION OF LAND & PROPERTY SERVICES UNDER DELEGATED AUTHORITY FROM THE CONTROLLER OF HER MAJESTY'S STATIONERY OFFICE. © CROWN COPYRIGHT AND DATABASE RIGHT 2022 LICENCE NO. 242

KEY

-  TURBINE DELIVERY ROUTE
-  PLANNING APPLICATION BOUNDARY
-  PROPOSED SITE ENTRANCE (EXISTING GRUIG WIND FARM SITE ENTRANCE)



LAYOUT DWG N/A T-LAYOUT NO. N/A

DRAWING NUMBER **03090-RES-ACC-DR-PT-001** REV **3**

SCALE - 1:125,000 @ A4

DESIGN & ACCESS ASSESSMENT
2022

THIS DRAWING IS THE PROPERTY OF RENEWABLE ENERGY SYSTEMS LTD. AND NO REPRODUCTION MAY BE MADE IN WHOLE OR IN PART WITHOUT PERMISSION

